


Statistics and Probability in the Courtroom

The Prison Yard Scenario

- ❖ 99 of 100 prisoners present kill the only guard on duty
- ❖ After the fact, one prisoner is picked at random and tried
- ❖ He is 99% likely to be one of the killers
- ❖ Is that enough to convict him?





- ❖ 999 of 1,000 prisoners present kill the guard
- ❖ One prisoner picked at random is 99.9% likely to be a killer
- ❖ Is that enough to convict him?

EXTREME Prison Yard Scenario

What about DNA Evidence?

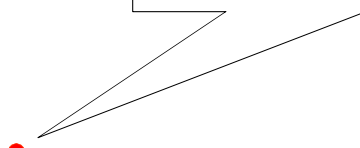
- ❖ In a homicide case, traces of blood are found on the crime scene
- ❖ The traces conclusively establish that whoever left them is the perpetrator
- ❖ **The only open question is, WHO left the traces?**
 - ❖ One man's DNA profile **matches** with the traces found at the crime scene
 - ❖ The DNA profile has a **statistical frequency of 1 in 100 million**
- ❖ Is that enough to convict?



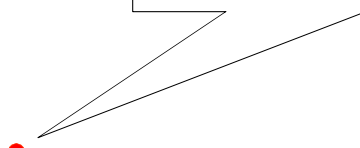
What did nurse Lucia B. do?

Number of deaths in a children hospital in Amsterdam (2000-2001)

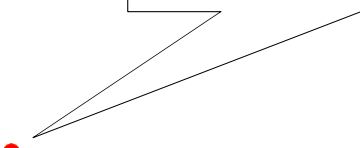
shifts	with no incident	with incident
with Lucia B.	134	8
without Lucia B.	887	0



Expert: "The probability is 1 in 342,000,000 that a nurse's shifts coincide with so many unexplained deaths and resuscitations."



Expert: "The probability is 1 in 342,000,000 that a nurse's shifts coincide with so many unexplained deaths and resuscitations."



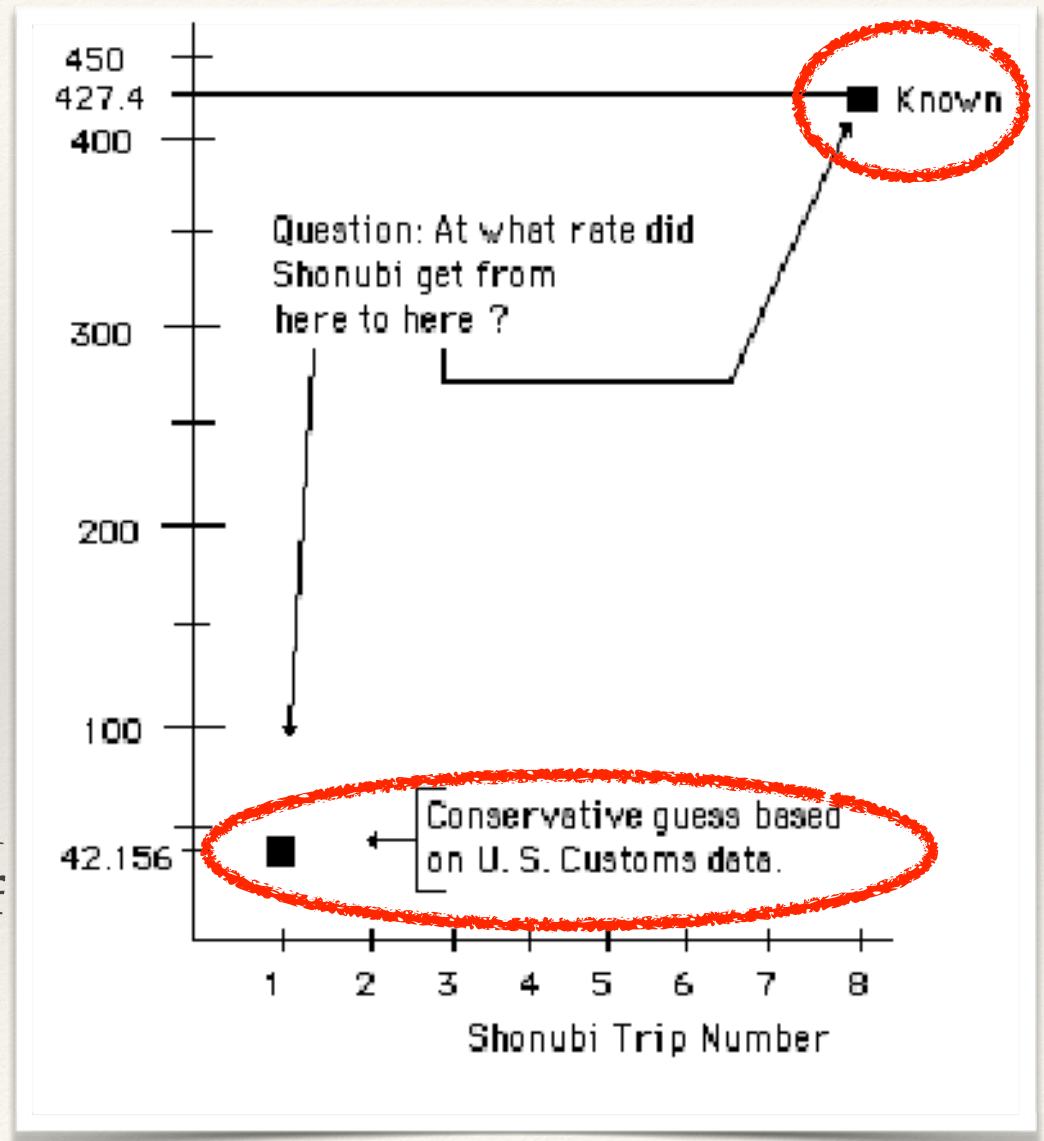
Expert: "The probability is 1 in 342,000,000 that a nurse's shifts coincide with so many unexplained deaths and resuscitations."

Expert: "*Dat kan geen toeval zijn.*"
(That cannot be by chance.)

Statistics and Probability at Sentencing

Charles Shonubi

- ❖ Shonubi was found carrying **427 grams of heroin** at JFK airport
- ❖ At sentencing, the prosecutor argued that Shonubi carried a **larger amount of heroin**:
 - ❖ Shonubi made **eight trips** between the US and Nigeria
 - ❖ He fits the **profile of a drug courier**
 - ❖ Statistical evidence suggested that he carried **1,930 grams of heroin in total**
- ❖ Trial judge sided with prosecutor



STATIC-99 – TALLY SHEET

Subject Name: _____

Place of Scoring: _____

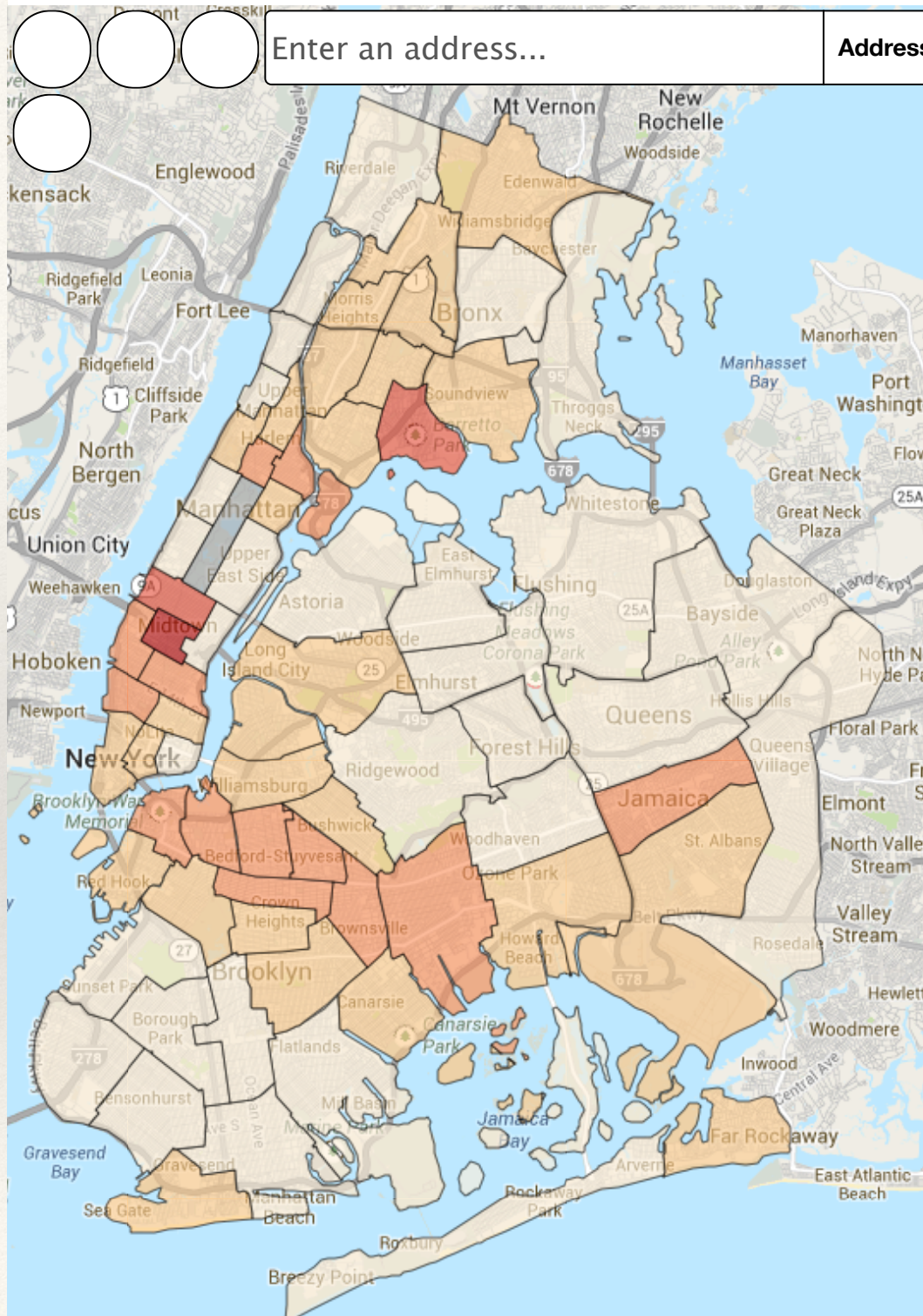
Date of Scoring: _____ **Name of Assessor:** _____

Question Number	Risk Factor	Codes	Score
1	Young	Aged 25 or older Aged 18 – 24.99	0 1
2	Ever Lived With	Ever lived with lover for at least two years? Yes No	0 1
3	Index non-sexual violence - Any Convictions?	No Yes	0 1
4	Prior non-sexual violence - Any Convictions?	No Yes	0 1
5	Prior Sex Offences	Charges Convictions None None 1-2 1 3-5 2-3 6 + 4+	0 1 2 3
6	Prior sentencing dates (excluding index)	3 or less 4 or more	0 1
7	Any convictions for non-contact sex offences	No Yes	0 1
8	Any Unrelated Victims	No Yes	0 1
9	Any Stranger Victims	No Yes	0 1
10	Any Male Victims	No Yes	0 1
	Total Score	Add up scores from individual risk factors	

	<u>POINTS</u>	<u>Risk Category</u>
Suggested Nominal Risk Categories	0,1	Low
	2,3	Moderate-Low
	4,5	Moderate-High
	6+	High

Psychological Assessment for Sentencing or Parole

Statistics Outside the Trial



Enter an address...

Address ▾

Precinct Map

Graduated Point Map
(zoom in)

Heat Map (zoom in)

All

Murder

Rape

Robbery

Monthly

Nov-2013 ▾

Jan 1, 2013 - Nov 30, 2013

Jan 1, 2012 - Nov 30, 2012

Jan 1, 2012 - Dec 31, 2012

All crimes per 1,000 residents

- ☐ 0.3060 - 0.9809
- ☐ 0.9809 - 1.492
- ☐ 1.492 - 2.346
- ☐ 2.346 - 3.484
- ☐ 3.484 - 12.20

Policing in NYC

Amazon shipping system

